

SHELFLINE 20 ST

A series of miniature profiles, to be finished with the ledflex of your choice. Ideal to softly enlighten shelves, cupboards, wardrobes or for other indirect lighting applications.

www.deltalight.com/shelfline20st



SHELFLINE 18

www.deltalight.com/shelfline18

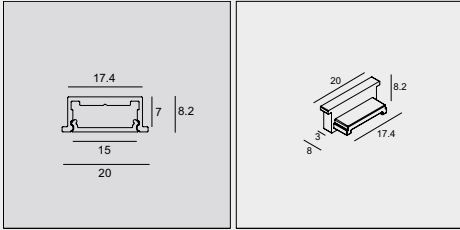


SHELFLINE 19

www.deltalight.com/shelfline19



1
PROFILE CONSTRUCTION



SHL20 ST - PROFILE

SHL20 ST - END CAP SET

398 01 00 ◊

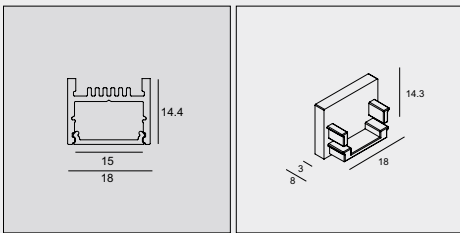
398 01 03 01 ◊

◊ ANO

◊ A

MAX.L / PROFILE: 3m
INCL.PC SBL

SET OF 2 PCS



SHL18 - PROFILE

SHL18 - END CAP SET

398 02 00 ◊

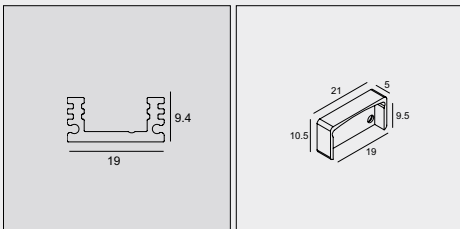
398 02 03 01 ◊

◊ ANO

◊ A

MAX.L / PROFILE: 3m
INCL.PC SBL

SET OF 2 PCS



SHL19 - PROFILE

SHL19 - END CAP SET

398 03 00 ◊

398 03 03 01 ◊

◊ ANO

◊ A

MAX.L / PROFILE: 3m
EXCL.PC

SET OF 2 PCS

SHL19-PC CLEAR 3m

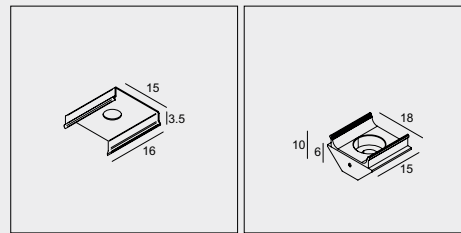
398 03 05 CL

SHL19-PC SBL 3m

398 03 05 SBL

L: 3m

2
PROFILE FIXATION



SHL18-MOUNTING CLIP

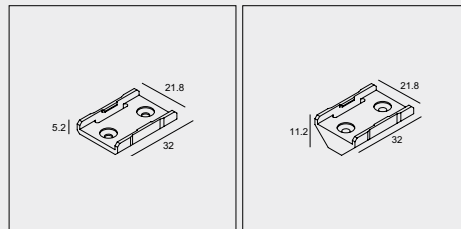
SHL18-MOUNTING CLIP 45°

398 02 06 11

398 02 06 45

SET OF 10 PCS

SET OF 10 PCS



SHL19-MOUNTING CLIP

SHL19-MOUNTING CLIP 45°

398 03 06 11

398 03 06 45

SET OF 10 PCS

SET OF 10 PCS

3
MODULES



LEDFLEX IN

OPTIONS
LEDFLEX IN
ALL INFO PAG TEC 10-11

PRO



